

TARGET RETURN: USD = 11.04% p.a.
INVESTMENT DESCRIPTION

A 6 year investment linked to the performance of Australian, European, US and Japanese Indices.

If on any quarterly observation date (including the Final Observation date), starting at 12 months, all of the Underlyings are at or above the Autocall Trigger, the investment will autocall. Initial capital plus the Coupon Rate for each quarterly period which has elapsed is paid and the investment will end.

If the investment does not autocall then at the Final Observation date, if all Underlyings are at or above the Capital Protection Barrier, then full capital is returned. If any Underlying is below the Capital Protection Barrier, capital return will be reduced on a 2-for-1 basis from 100%. For example, if the worst performing Underlying has fallen to 40% of its original level, 80% of the capital will be returned.

BENEFITS

- Autocall feature potentially shortens the investment term and is triggered by minimal market growth.
- Snowballing coupon.
- Minimal market growth needed to deliver enhanced returns.
- Early maturity provides an opportunity to re-assess client's wealth strategy.
- Daily pricing.

RISKS

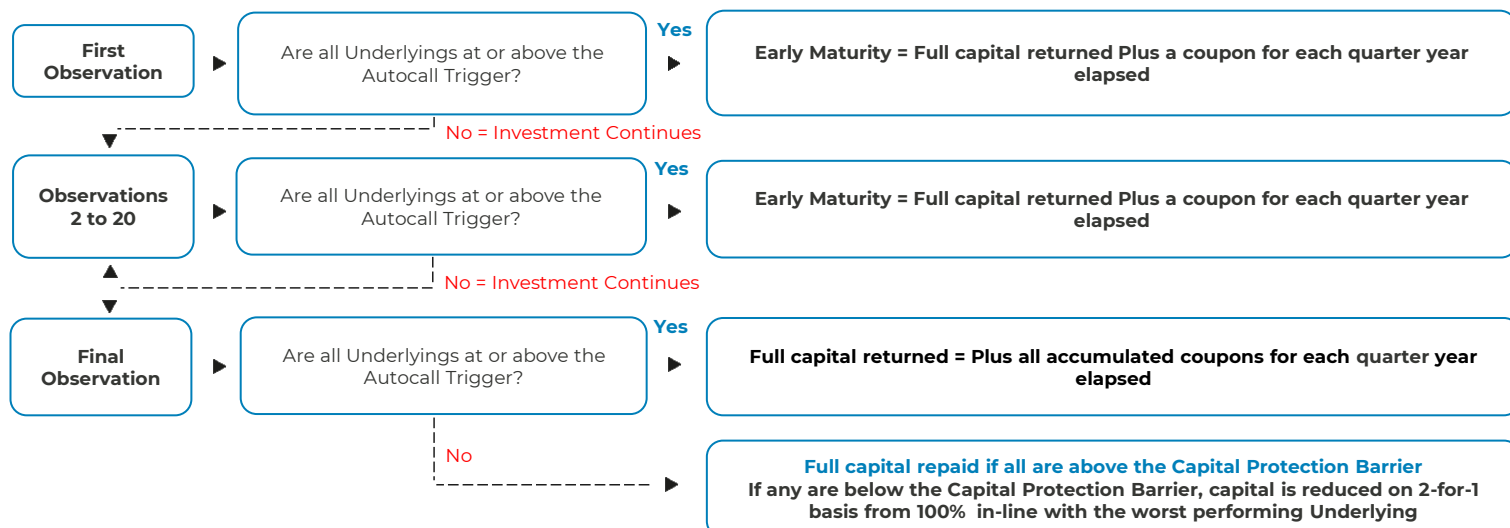
- The return is limited to the pre-defined investment terms.
- The coupon payment is conditional upon the Underlying performance.
- Investors will be exposed to the credit risk of the Issuer. If the Issuer becomes insolvent or cannot make the payments on the Product for any other reason, investors could lose some or all of their investment. A decline in the Issuers credit quality is likely to reduce the market value of the Product and therefore the price an investor may receive for the Product if they were to sell them in the market.
- There is a risk to capital should one of the Underlyings breach the Capital Protection Barrier on its Final Observation date.
- Should investors need to sell their investment before maturity, the trading price will likely mean they get back less than they invested.

PRODUCT FACTS & FEATURES

Issuer:	BBVA
Credit Ratings:	Moody's A3, S&P A
Source:	BBVA 09.05.2023
Maximum Term:	6 years
Investment Structure:	Classic Autocall
Autocall Opportunities:	Quarterly (First Observation at 12 months) 100% of initial level
Autocall Trigger:	100% of initial level
Coupon Rate:	USD: 2.76% Quarterly (11.04% p.a.)
Capital Risk:	Not capital protected
Capital Protection Barrier:	50% Strike with Geared Put (at maturity)
Underlying Basket	Bloomberg Code
Australia: ASX 200	AS51 Index
Europe: Eurostoxx 50	SX5E Index
US: S&P 500	SPX Index
Japan: Nikkei 225	NKY Index

KEY INFORMATION

Subscription Period:	09 May 2023 – 22 May 2023 (4.30pm UK Time)
Issue Price:	100%
Strike Date:	23 May 2023
Issue Date:	31 May 2023
1st Autocall Observation:	23 May 2024
Final Observation:	23 May 2029
Maturity Date:	31 May 2029
Denominations:	USD = 2,000 then lots of 1,000
ISIN:	XS2491406273

HOW THE INVESTMENT WORKS


IDAD Limited is Authorised and Regulated by the Financial Conduct Authority FCA FRN 740499. IDAD Africa (Pty) Ltd is an Authorised Financial Services Provider with FSP no: 50937. No part of this publication may be reproduced, copied or distributed without the prior permission in writing of IDAD. All investors should seek advice from a suitably authorised financial adviser and investment must be made via an authorised counterparty.

TARGET RETURN: USD = 11.04% p.a.
50% STRIKE WITH GEARED PUT vs 50% EUROPEAN BARRIER – UNDERSTANDING THE DIFFERENCE

This product has an Enhanced Defensive Barrier using the feature known as a Leveraged Put.

Client capital is still at risk if the worst performing underlying is below the final barrier level on the maturity date.

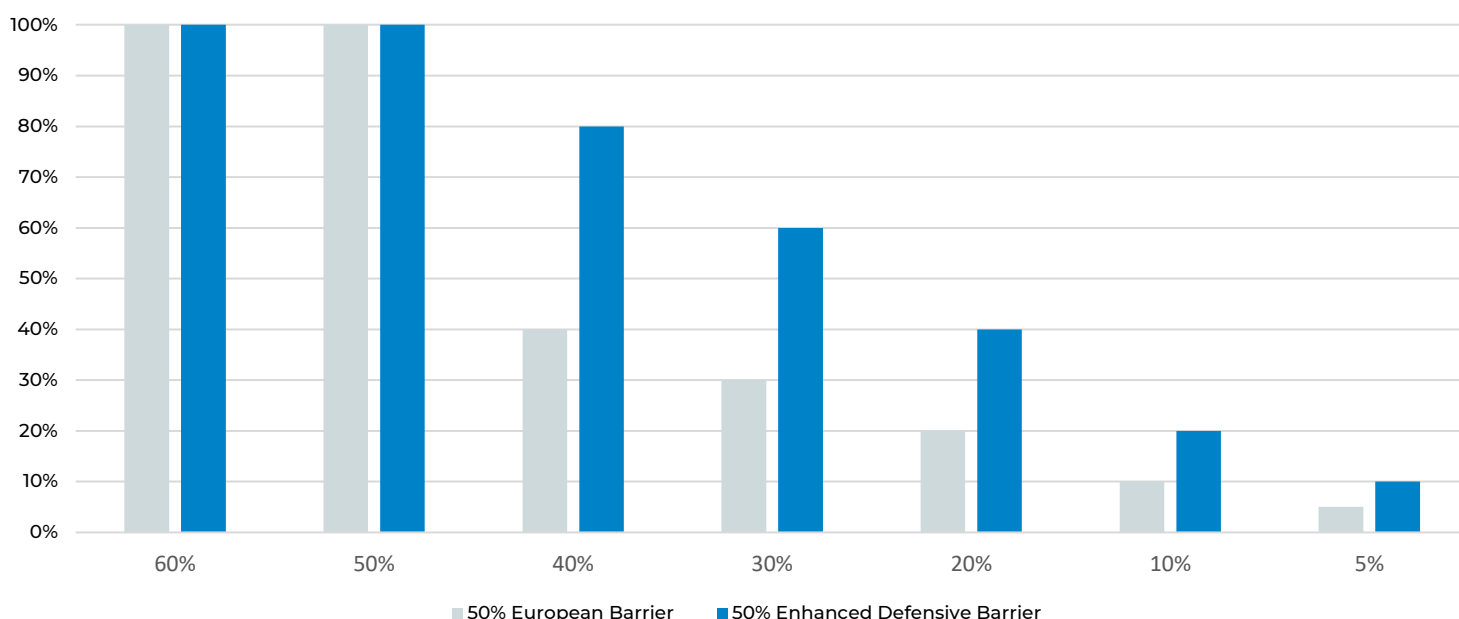
If a European barrier is breached, capital is reduced on a 1 to 1 basis in line with the worst performing underlying. So for example, with a 50% European-style barrier, if the worst performing underlying has fallen by 60% from its initial level, then investors will receive 40% of their capital back.

With an Enhanced Defensive Barrier, capital is lost proportionately from the barrier level. For example, with a 50% leveraged put, investors would lose 2% for every 1% the worst performing underlying is below the put level. So if the worst performing underlying had fallen by 60% investors would get back 80% of their initial capital (rather than 40% with a European-style barrier).

An Enhanced defensive barrier will always provide an enhanced return over a European barrier if the final barrier is breached, however, the improved return will vary depending upon the barrier level.

Performance of Worst Underlying (% of initial level)	Capital Return using 50% Strike with Geared Put	Capital Returned Based on \$10k Investment	Capital Return using 50% European Barrier	Capital Returned Based on \$10k Investment	Improved Capital Return using 50% Strike with Geared Put
50%	100%	\$10,000	100%	\$10,000	\$0.00
45%	90%	\$9,000	45%	\$4,500	\$4,500
40%	80%	\$8,000	40%	\$4,000	\$4,000
35%	70%	\$7,000	35%	\$3,500	\$3,500
30%	60%	\$6,000	30%	\$3,000	\$3,000
25%	50%	\$5,000	25%	\$2,500	\$2,500
20%	40%	\$4,000	20%	\$2,000	\$2,000
15%	30%	\$3,000	15%	\$1,500	\$1,500
10%	20%	\$2,000	10%	\$1,000	\$1,000
5%	10%	\$1,000	5%	\$500	\$500
0%	0%	\$0.00	0%	\$0.00	\$0.00

Return of Capital Based on Worst Performing Underlying as a % of the strike level



TARGET RETURN: USD = 11.04% p.a.
OBSERVATION DATES (some dates may vary if a bank holiday or non-business day occurs.)

	Observation Date	Payment Date	Autocall Trigger
Observation 1	23 May 2024	31 May 2024	100%
Observation 2	23 August 2024	30 August 2024	100%
Observation 3	25 November 2024	03 December 2024	100%
Observation 4	25 February 2025	04 March 2025	100%
Observation 5	23 May 2025	02 June 2025	100%
Observation 6	25 August 2025	02 September 2025	100%
Observation 7	25 November 2025	03 December 2025	100%
Observation 8	24 February 2026	03 March 2026	100%
Observation 9	26 May 2026	02 June 2026	100%
Observation 10	24 August 2026	31 August 2026	100%
Observation 11	24 November 2026	02 December 2026	100%
Observation 12	24 February 2027	03 March 2027	100%
Observation 13	24 May 2027	01 June 2027	100%
Observation 14	23 August 2027	30 August 2027	100%
Observation 15	24 November 2027	02 December 2027	100%
Observation 16	24 February 2028	02 March 2028	100%
Observation 17	23 May 2028	31 May 2028	100%
Observation 18	23 August 2028	30 August 2028	100%
Observation 19	24 November 2028	01 December 2028	100%
Observation 20	26 February 2029	05 March 2029	100%
Final Observation	23 May 2029	31 May 2029	100%
Final Observation	23 May 2029	31 May 2029	50% Geared Put

IDAD was established in 2002 and our approach from the outset, is what we call the "IDAD Difference". The selection of the investments we offer is not decided in terms of profitability alone and when developing investment products, we favour evidence over dogma. We are happy to work with advisers and product providers alike to deliver a range of investment options to suit differing client wealth strategies. We're proud of our approach to business as well as the investments delivered as a result of the "IDAD Difference". We are committed to building upon our reputation for bringing benefits to all involved in the investment process, but most importantly to the clients.

Banco Bilbao Vizcaya Argentaria, S.A. attracts deposits and offers retail, wholesale, and investment banking services. The Bank offers consumer and mortgage loans, private banking, asset management, insurance, mutual funds, and securities brokerage services. Banco Bilbao Vizcaya Argentaria operates in Europe, Latin America, United States, China, and Turkey.

Source: Bloomberg 09.05.2023

RATIONALE

Structured products are becoming increasingly popular for investors due to the wide variety of payoffs and levels of protection that can be achieved by the different types of structures that are available.

Autocalls have been one of the most popular structures over the years. With a classic autocall, returns are paid if all Underlyings are at or above the Autocall Trigger on an observation date.

The Underlyings detailed overleaf have been selected in order to support the anticipated delivery of the coupons.

The autocall payoff can bring an early return of capital allowing the opportunity for a re-assessment of investment strategy. The value of this feature cannot be underestimated as it brings with it the opportunity to secure capital value, as well as the chance to take advantage of future market trends.

To manage the capital risk, a final level barrier set at 50% means an Underlying must fall by more than 50% over the full term before capital is at risk.

SUITABILITY

This product may be suitable for investors who:

- Are seeking the opportunity for higher returns than current cash rates at the time this product was launched.
- Are seeking growth rather than income.
- Understand and accept there is a risk to capital and how the Capital Protection Barrier works.
- Understand the impact of global economic issues and how they will affect the product.
- Understand the criteria which will determine the coupon payments.
- Are looking to invest for the medium to long term, being happy to remain invested until maturity.
- Can afford to have their cash invested for the full term of the Product.
- Wish to use this investment as part of a well-diversified portfolio.
- Understand that the returns are pre-defined and that they will forgo any growth in the Underlyings which exceeds the fixed level available with this investment product.
- Understand the risk to capital in the event of a counterparty default.
- Should they need to sell their investment, accept that the trading price will likely mean they get back less than they invested.

IDAD Limited is Authorised and Regulated by the Financial Conduct Authority FCA FRN 740499. IDAD Africa (Pty) Ltd is an Authorised Financial Services Provider with FSP no: 50937. No part of this publication may be reproduced, copied or distributed without the prior permission in writing of IDAD. All investors should seek advice from a suitably authorised financial adviser and investment must be made via an authorised counterparty.

TARGET RETURN: USD = 11.04% p.a.

THE UNDERLYINGS

The **S&P/ASX 200** measures the performance of the 200 largest index-eligible stocks listed on the ASX by float-adjusted market capitalization. Representative liquid and tradable, it is widely considered Australia's preeminent benchmark index. The index is float-adjusted. The index was launched in April 2000.

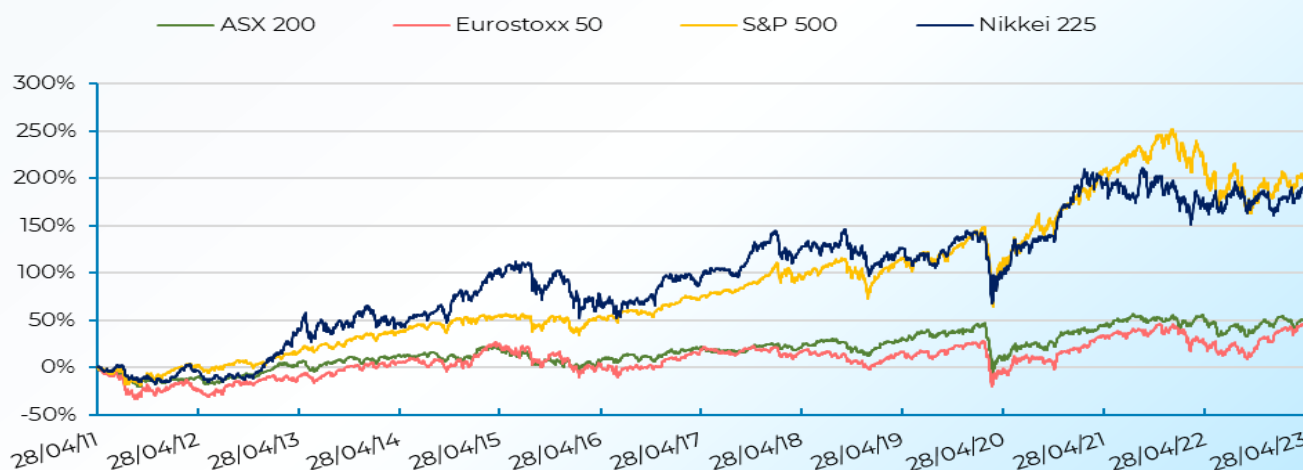
The **EURO STOXX 50** Index, Europe's leading blue-chip index for the Eurozone, provides a blue-chip representation of supersector leaders in the region. The index covers 50 stocks from 11 Eurozone countries. The index is licensed to financial institutions to serve as an underlying for a wide range of investment products such as exchange-traded funds (ETFs), futures, options and structured products.

The **S&P 500®** is widely regarded as the best single gauge of large-cap U.S. equities and serves as the foundation for a wide range of investment products. The index includes 500 leading companies and captures approximately 80% coverage of available market capitalization.

The **Nikkei-225** Stock Average is a price-weighted average of 225 top-rated Japanese companies listed in the First Section of the Tokyo Stock Exchange. The Nikkei Stock Average was first published on May 16, 1949, where the average price was ¥176.21 with a divisor of 225. *We are using official divisor for this index

Source: Bloomberg 09.05.2023

MOVEMENT IN THE UNDERLYINGS OVER A 12 YEAR PERIOD



12 YEAR BACK-TESTING

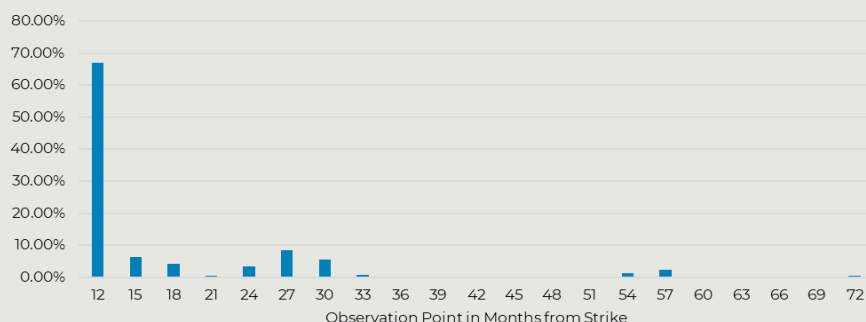
Back-testing shows how the investment would have performed historically using data from previous potential strike dates and observations. Although past performance is not an indication of future performance, it can give a factual insight into how the investment would have performed historically.

This 12 year back-test shows the historical data for a full 6 years of 6 year products that could reach the full term.

Of the 1,501 product scenarios tested, 100% would have autocalled paying all available coupons.

None of the scenarios tested would have breached the Capital Protection Barrier.

Autocall Back-Test



Total Number Tested:	1,501
% Autocalled:	100%
% Not Autocalled:	0.00%
% That Returned Full Capital:	100%
% Barrier Breach:	0.00%
Average Historic Return USD:	11.04% p.a.

Past performance is not a reliable indicator of future performance and should not be used to assess the future returns or risks

Source: Bloomberg 09.05.2023, Data period: 28.04.2011 to 28.04.2023 - Assumptions shown are net of any initial fees or costs and describe the potential historic return that a client would have received based on the terms of this Product.

IDAD Limited is Authorised and Regulated by the Financial Conduct Authority FCA FRN 740499. IDAD Africa (Pty) Ltd is an Authorised Financial Services Provider with FSP no: 50937. No part of this publication may be reproduced, copied or distributed without the prior permission in writing of IDAD. All investors should seek advice from a suitably authorised financial adviser and investment must be made via an authorised counterparty.

TARGET RETURN: USD = 11.04% p.a.**PLACING TRADES**Trade orders should be sent to orders@idad.com

All trades will be settled direct with IDAD's Euroclear a/c 44382

SECONDARY MARKET

The Issuing bank will endeavour to provide quotes under normal market conditions for trading purposes upon request, subject to a Bid-Offer spread of 1%. On the secondary market, traded prices will include any accrued interest ("dirty prices"). Sale trades will settle 2 days after the trade date.

Trading details as above.

SELLING RESTRICTIONS FOR SECURITIES

The purchaser ("Purchaser") of the securities ("Securities") represents and agrees that the Securities shall not be offered, advertised, sold or otherwise transferred, either directly or indirectly to any person in violation of economic sanctions or wider restrictions applicable to either the Purchaser or the Issuer. The information contained herein does not constitute an offer or invitation to purchase securities (the "Securities") by anyone in any jurisdiction in which such offer or invitation is not authorized or to any person to whom it is unlawful to make such offer or invitation. The distribution of this document and the offering or sale of the Securities may be prohibited or restricted by law in some jurisdictions. The Securities may not be publicly offered, sold or delivered within or from the jurisdiction of any country, except in accordance with the applicable laws and other legal provisions, and provided further that the Issuer does not incur any obligations. The Issuer has not undertaken any steps, nor will the Issuer undertake any steps, aimed at making the public offering of the Securities or their possession or the marketing of offering documents related to the Securities legal in such jurisdiction if this requires special measures to be taken.

EEA: The requirements for a public offer in any member state of the European Economic Area ("EEA Member State") are not fulfilled. Consequently, the Securities may not be publicly offered in any of the EEA Member States except as explicitly provided under the prospectus exemptions of Directive 2003/71/EC (as amended by Directive 2010/73/EU, to the extent implemented in a relevant EEA Member State ("2010 Amending Directive"), the "EU Directive") with respect to inter alia (i) an offer of securities addressed solely to qualified investors as defined in the EU Directive, and/or (ii) an offer of securities addressed to fewer than 100, or, if the EEA Member State has implemented the relevant provisions of the 2010 Amending Directive, 150 natural or legal persons per EEA Member State other than qualified investors, and/or (iii) an offer of securities addressed to investors who acquire securities for a total consideration of at least EUR 50,000, or, if the EEA Member State has implemented the relevant provisions of the 2010 Amending Directive, EUR 100,000, and/or (iv) an offer of securities whose denomination per unit amounts to at least EUR 50,000 or, if the Relevant Member State has implemented the relevant provisions of the 2010 Amending Directive, EUR 100,000.

United States of America: This document is not for distribution, directly or indirectly, in or into the United States of America ("United States") or its possessions. This document is not an offer to sell securities, or the solicitation of any offer to buy securities, nor shall there be any offer of securities in the United States or in any jurisdiction in which such offer or sale would be unlawful. The Securities have not been and will not be registered under the U.S. Securities Act of 1933, as amended ("Securities Act"), and may not be offered or sold in the United States absent registration or exemption from registration under the Securities Act.

DISCLAIMERS

This factsheet constitutes a financial promotion and has been issued and approved for the purpose of section 21 of the Financial Services and Markets Act 2000 by IDAD Limited which is Authorised and Regulated by the Financial Conduct Authority FCA FRN 740499. All information, including prices, analytical data and opinions contained within this factsheet are believed to be correct, accurate and derived from reliable sources as at the date of the factsheet. The information within this factsheet does not take into account the specific investment objective or financial situation of any person. This material should be read and understood by the investor. If the investor is not a professional client or eligible counterparty as defined by the FCA or is considered a retail investor, they should seek suitable financial advice before investing, to ascertain the full risks and terms associated with the investment. All investments must be made via an authorised counterparty. All rights reserved. No part of this publication may be reproduced, copied or distributed without the prior permission in writing of IDAD. Investments may go up or down in value and you may lose some or all of the amount invested. Past performance is not necessarily a guide for the future. Returns from the structured products are at risk in the event of any of the institutions who provide securities for these products default on their financial obligations.

Fees of up to 0.666% p.a. for the maximum term of the investment may be paid by the Issuer to cover marketing, distribution and advice costs. The fees have been fully accounted for in the calculation of the Product's structure. For example, this means that an investment of \$10,000 will have any income/growth payments and capital protection based on the full \$10,000.

Any financial adviser shall fully disclose to its clients the existence, nature and amount of all fees and commissions it receives in respect of sales of the Note. They must also confirm any such fee or commission complies with all applicable laws and regulations in all relevant jurisdictions and its receipt does not conflict with applicable regulation or any duty to act in the best interest of any person to whom the professional financial adviser owes any such duty.

This sales brochure has not been prepared or reviewed by the Issuing Bank, the Issuer of the underlying securities or any of its affiliates and neither Issuing Bank nor any of its affiliates or any of its directors, officers or agents accept any responsibility or liability for the contents of this sales brochure.

For more information about this note, please contact us today.

2 Rotherbrook Court, Bedford Road
Petersfield, Hampshire, GU32 3QG.
37 Lombard Street, London, EC3V 9BQ.
[+44 \(0\)1730 776757](tel:+44201730776757)
enquiries@idad.com
idad.com

IDAD Limited is Authorised and Regulated by the Financial Conduct Authority FCA FRN 740499. IDAD Africa (Pty) Ltd is an Authorised Financial Services Provider with FSP no: 50937. No part of this publication may be reproduced, copied or distributed without the prior permission in writing of IDAD. All investors should seek advice from a suitably authorised financial adviser and investment must be made via an authorised counterparty.