

NATIXIS QUAD INDEX 70-60 MEMORY INCOME AUTOCALL



MARCH 2026 FACTSHEET

Target Return: **GBP = 8.30%** **USD = 8.51% p.a.**

Investment Description

A 6 year investment linked to the performance of Canadian, US, Japanese and Italian Indices.

If on any of the quarterly observation dates, including the Final Observation date, the closing levels of all the Underlyings are at or above the Income Trigger, the income will be paid plus any previously missed income payments.

This investment will autocall and mature early if all Underlyings are equal to or above the Autocall Trigger on any quarterly observation date starting at 12 months. If early maturity occurs, full capital is returned and the investment will end. If early maturity does not occur the investment will continue to the Final Observation date.

At the Final Observation date, if all Underlyings are at or above the Capital Protection Barrier, then full capital is returned. If any Underlying is below the Capital Protection Barrier, capital return will be reduced on a 1-for-1 basis. For example if the worst performing Underlying has fallen to 40% of its original level, 40% of the capital will be returned.

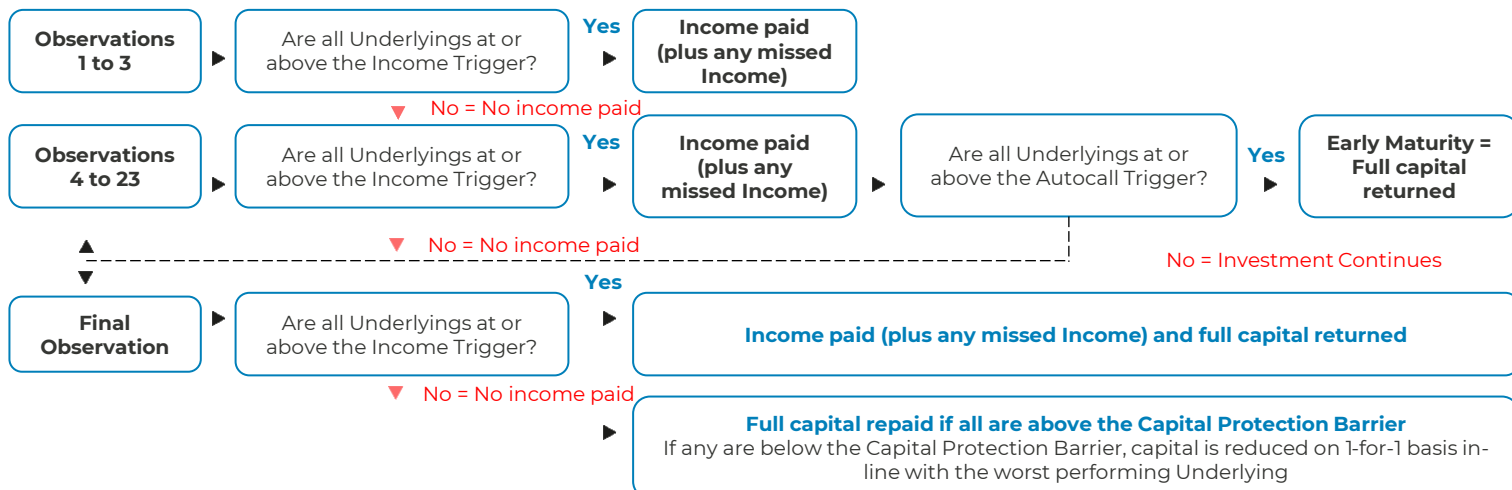
Benefits

- Opportunity for regular income payments even where the Underlyings show significant falls.
- A memory feature, whereby income previously unpaid, will be included when the income trigger is next activated.
- Autocall feature potentially shortens the investment term and is triggered by minimal growth.
- Early maturity provides an opportunity to re-assess client's wealth strategy.
- Daily pricing.

Risks

- The return is limited to the pre-defined investment terms.
- The income payment is conditional upon the Underlying performance.
- Investors will be exposed to the credit risk of the Issuer. If the Issuer becomes insolvent or cannot make the payments on the Product for any other reason, investors could lose some or all of their investment. A decline in the Issuer's credit quality is likely to reduce the market value of the Product and therefore the price an investor may receive for the Product if they were to sell them in the market.
- There is a risk to capital should one of the Underlyings breach the Capital Protection Barrier on its Final Observation date.
- Should investors need to sell their investment before maturity, the trading price will likely mean they get back less than they invested.

How the Investment works



Product Facts and Features

Issuer:	Natixis Structured Issuance SA
Guarantor:	Natixis
Credit Ratings:	Moody's A1, S&P A+, Fitch A+
Source:	Natixis 09.03.2026
Maximum Term:	6 years
Investment Structure:	Memory Income Autocall
Autocall Opportunities:	Quarterly (First Observation at 12 months)
Autocall Trigger:	100% of initial level
Memory Income Rate:	GBP: 2.075% Quarterly (8.30% p.a.) USD: 2.1275% Quarterly (8.51% p.a.)
Income Trigger:	70% of initial level
Capital Risk:	Not capital protected
Capital Protection Barrier:	60% Final level (European style)

Underlying Basket

Canada: S&P/TSX 60
US: Russell 2000
Japan: Nikkei 225
Italy: FTSEMIB

Bloomberg Code

SPTSX60 Index
RTY Index
NKY Index
FTSEMIB Index

Key Information

Subscription Period:	09 March 2026 – 30 March 2026 (4.30pm UK Time)
Issue Price:	100%
Strike Date:	31 March 2026
Issue Date:	GBP: 09 April 2026 USD: 07 April 2026
1st Coupon Observation:	30 June 2026
1st Autocall Observation:	31 March 2027
Final Observation:	31 March 2032
Maturity Date:	07 April 2032
Denominations:	1,000 then lots of 1,000
ISIN:	GBP = XS3267321258 USD = XS3267326562

NATIXIS

QUAD INDEX 70-60

MEMORY INCOME AUTOCALL



MARCH 2026 FACTSHEET

Target Return: **GBP = 8.30%** **USD = 8.51% p.a.**

Observation dates (some dates may vary if a bank holiday or non-business day occurs, GBP dates shown below)

	Observation Date	Payment Date	Income Trigger	Autocall Trigger
Observation 1	30 June 2026	07 July 2026	70%	n/a
Observation 2	30 September 2026	07 October 2026	70%	n/a
Observation 3	04 January 2027	11 January 2027	70%	n/a
Observation 4	31 March 2027	07 April 2027	70%	100%
Observation 5	30 June 2027	07 July 2027	70%	100%
Observation 6	30 September 2027	07 October 2027	70%	100%
Observation 7	04 January 2028	11 January 2028	70%	100%
Observation 8	31 March 2028	07 April 2028	70%	100%
Observation 9	30 June 2028	07 July 2028	70%	100%
Observation 10	02 October 2028	09 October 2028	70%	100%
Observation 11	04 January 2029	11 January 2029	70%	100%
Observation 12	03 April 2029	10 April 2029	70%	100%
Observation 13	03 July 2029	10 July 2029	70%	100%
Observation 14	01 October 2029	08 October 2029	70%	100%
Observation 15	04 January 2030	11 January 2030	70%	100%
Observation 16	01 April 2030	08 April 2030	70%	100%
Observation 17	02 July 2030	09 July 2030	70%	100%
Observation 18	30 September 2030	07 October 2030	70%	100%
Observation 19	06 January 2031	13 January 2031	70%	100%
Observation 20	31 March 2031	07 April 2031	70%	100%
Observation 21	30 June 2031	07 July 2031	70%	100%
Observation 22	30 September 2031	07 October 2031	70%	100%
Observation 23	05 January 2032	12 January 2032	70%	100%
Final Observation	31 March 2032	07 April 2032	70%	60% European Barrier

IDAD was established in 2002 and our approach from the outset, is what we call the "IDAD Difference". The selection of the investments we offer is not decided in terms of profitability alone and when developing investment products, we favour evidence over dogma. We are happy to work with advisers and product providers alike to deliver a range of investment options to suit differing client wealth strategies. We're proud of our approach to business as well as the investments delivered as a result of the "IDAD Difference". We are committed to building upon our reputation for bringing benefits to all involved in the investment process, but most importantly to the clients.

Natixis provides financial services. The Company offers housing asset and wealth management, corporate and investment banking, and other investment services. Natixis serves energy, metals & mining, real estate, transportation, telecoms & tech, environment, healthcare, and insurance sectors worldwide. **Source:** Bloomberg 09.03.2026

Rationale

Structured products are becoming increasingly popular for investors due to the wide variety of payoffs and levels of protection that can be achieved by the different types of structures that are available.

The opportunity for an income stream can be of key importance to investors as part of their wealth planning. The probability of an income payment being triggered is increased with this investment as an Underlying needs to show a fall of 30% from its initial level on any observation date before the income stream is disrupted. The investment also benefits from a memory feature so that if any income payments have missed being paid, they will catch-up the next time all Underlyings are above the Income Trigger on an observation date. The Underlyings have been selected in order to support the anticipated delivery of that income.

The autocall payoff can bring an early return of capital allowing the opportunity for a re-assessment of investment strategy. The value of this feature cannot be underestimated as it brings with it the opportunity to secure capital value, as well as the chance to take advantage of future market trends.

To manage the capital risk, a final level barrier set at 60% means an Underlying must fall by more than 40% over the full term before capital is at risk.

Suitability

This product may be suitable for investors who:

- Are seeking the opportunity for higher returns than current cash rates at the time this product was launched.
- Are seeking income rather than growth.
- Understand and accept there is a risk to capital and how the Capital Protection Barrier works.
- Understand the impact of global economic issues and how they will affect the product.
- Understand the criteria which will determine the income payments.
- Are looking to invest for the medium to long term, being happy to remain invested until maturity.
- Can afford to have their cash invested for the full term of the Product.
- Wish to use this investment as part of a well-diversified portfolio.
- Understand that the returns are pre-defined and that they will forgo any growth in the Underlyings which exceeds the fixed level available with this investment product.
- Understand the risk to capital in the event of a counterparty default.
- Should they need to sell their investment, accept that the trading price will likely mean they get back less than they invested.
- Appreciate that income payments are conditional but understand that the memory feature can deliver previously d income payments.

IDAD Limited is Authorised and Regulated by the Financial Conduct Authority FCA FRN 740499. IDAD Africa (Pty) Ltd is an Authorised Financial Services Provider with FSP no: 50937. No part of this publication may be reproduced, copied or distributed without the prior permission in writing of IDAD. All investors should seek advice from a suitably authorised financial adviser and investment must be made via an authorised counterparty.

NATIXIS

QUAD INDEX 70-60

MEMORY INCOME AUTOCALL



MARCH 2026 FACTSHEET

Target Return: **GBP = 8.30%** **USD = 8.51% p.a.**

Underlyings

The **S&P/Toronto Stock Exchange 60** is a capitalization-weighted index. It consists of 60 of the largest and most liquid (heavily traded) stocks listed on the Toronto Stock Exchange (TSX). They are usually domestic or multinational industry leaders.

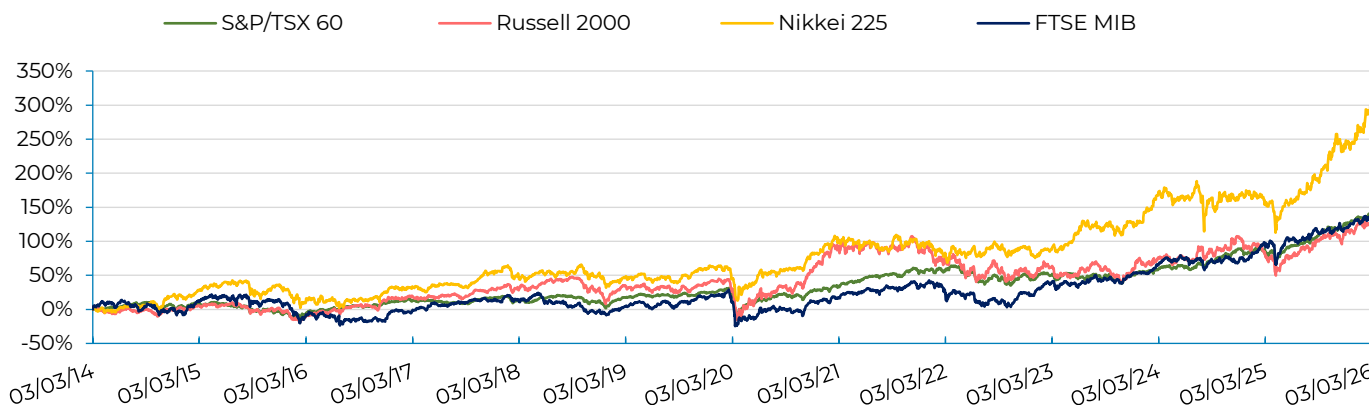
The **Russell 2000 Index** is comprised of the smallest 2000 companies in the Russell 3000 Index, representing approximately 8% of the Russell 3000 total market capitalization. The real-time value is calculated with a base value of 135.00 as of December 31, 1986. The end-of-day value is calculated with a base value of 100.00 as of December 29, 1978

The **Nikkei-225 Stock Average** is a price-weighted average of 225 top-rated Japanese companies listed in the First Section of the Tokyo Stock Exchange. The Nikkei Stock Average was first published on May 16, 1949, where the average price was ¥176.21 with a divisor of 225.

The Index consists of the 40 most liquid and capitalized stocks listed on the Borsa Italiana. In the **FTSE MIB Index** foreign shares are eligible for inclusion. Secondary lines are not eligible for inclusion. The calculation and methodology is unchanged from S&P MIB Index.

Source: Bloomberg 09.03.2026

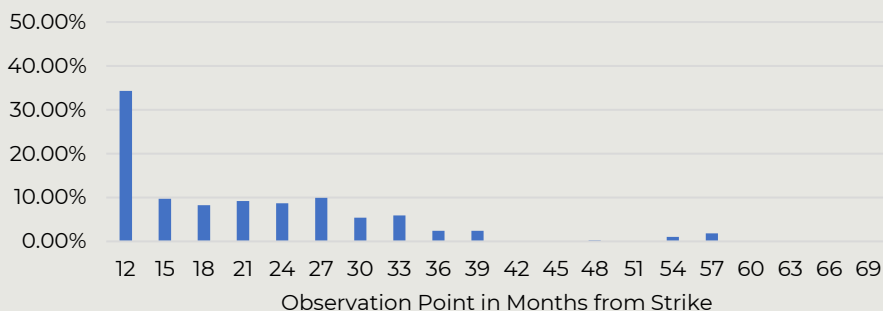
Movement in the Underlyings over a 12 year period



12 year back-testing

- Back-testing shows how the investment would have performed historically using data from previous potential strike dates and observations. Although past performance is not an indication of future performance, it can give a factual insight into how the investment would have performed historically.
- This 12 year back-test shows the historical data for a full 6 years of 6 year products that could reach the full term.
- Of the 1,501 product scenarios tested, 0.60% would reach the full term without autocalling and none of these would have breached the Capital Protection Barrier.
- Every coupon observation has also been tested, and out of all 1,501 product scenarios tested, 100% of coupons would have been paid.

Autocall Back-Test



Total Number Tested:	1,501
% Matured Early:	99.40%
% To Reach Final Date:	0.60%
% That Returned Full Capital:	100%
% Barrier Breach:	0.00%
% Of Coupons Paid:	100%
Average Historic Return GBP:	8.30% p.a.
Average Historic Return USD:	8.51% p.a.

Past performance is not a reliable indicator of future performance and should not be used to assess the future returns or risks

Source: Bloomberg 09.03.2026 Data period: 03.03.2014 to 03.03.2026 - Assumptions shown are net of any initial fees or costs and describe the potential historic return that a client would have received based on the terms of this Product.

IDAD Limited is Authorised and Regulated by the Financial Conduct Authority FCA FRN 740499. IDAD Africa (Pty) Ltd is an Authorised Financial Services Provider with FSP no: 50937. No part of this publication may be reproduced, copied or distributed without the prior permission in writing of IDAD. All investors should seek advice from a suitably authorised financial adviser and investment must be made via an authorised counterparty.

NATIXIS QUAD INDEX 70-60 MEMORY INCOME AUTOCALL



MARCH 2026 FACTSHEET

Target Return: **GBP = 8.30%** **USD = 8.51% p.a.**

Placing trades

- Trade orders should be sent to orders@idad.com
- All trades will be settled direct with IDAD's Euroclear a/c 44382

Secondary market

The Issuing bank will endeavour to provide quotes under normal market conditions for trading purposes upon request, subject to a Bid-Offer spread of 1%. On the secondary market, traded prices will include any accrued interest ("dirty prices"). Sale trades will settle 2 days after the trade date.

Trading details as above.

Selling restrictions for securities

The purchaser ("Purchaser") of the securities ("Securities") represents and agrees that the Securities shall not be offered, advertised, sold or otherwise transferred, either directly or indirectly to any person in violation of economic sanctions or wider restrictions applicable to either the Purchaser or the Issuer. The information contained herein does not constitute an offer or invitation to purchase securities (the "Securities") by anyone in any jurisdiction in which such offer or invitation is not authorized or to any person to whom it is unlawful to make such offer or invitation. The distribution of this document and the offering or sale of the Securities may be prohibited or restricted by law in some jurisdictions. The Securities may not be publicly offered, sold or delivered within or from the jurisdiction of any country, except in accordance with the applicable laws and other legal provisions, and provided further that the Issuer does not incur any obligations. The Issuer has not undertaken any steps, nor will the Issuer undertake any steps, aimed at making the public offering of the Securities or their possession or the marketing of offering documents related to the Securities legal in such jurisdiction if this requires special measures to be taken.

UK Retail Restrictions: None

EEA: The requirements for a public offer in any member state of the European Economic Area ("EEA Member State") are not fulfilled. Consequently, the Securities may not be publicly offered in any of the EEA Member States except as explicitly provided under the prospectus exemptions of Directive 2003/71/EC (as amended by Directive 2010/73/EU, to the extent implemented in a relevant EEA Member State ("2010 Amending Directive"), the "EU Directive") with respect to inter alia (i) an offer of securities addressed solely to qualified investors as defined in the EU Directive, and/or (ii) an offer of securities addressed to fewer than 100, or, if the EEA Member State has implemented the relevant provisions of the 2010 Amending Directive, 150 natural or legal persons per EEA Member State other than qualified investors, and/or (iii) an offer of securities addressed to investors who acquire securities for a total consideration of at least EUR 50,000, or, if the EEA Member State has implemented the relevant provisions of the 2010 Amending Directive, EUR 100,000, and/or (iv) an offer of securities whose denomination per unit amounts to at least EUR 50,000 or, if the Relevant Member State has implemented the relevant provisions of the 2010 Amending Directive, EUR 100,000.

United States of America: This document is not for distribution, directly or indirectly, in or into the United States of America ("United States") or its possessions. This document is not an offer to sell securities, or the solicitation of any offer to buy securities, nor shall there be any offer of securities in the United States or in any jurisdiction in which such offer or sale would be unlawful. The Securities have not been and will not be registered under the U.S. Securities Act of 1933, as amended ("Securities Act"), and may not be offered or sold in the United States absent registration or exemption from registration under the Securities Act.

Disclaimers

This factsheet constitutes a financial promotion and has been issued and approved for the purpose of section 21 of the Financial Services and Markets Act 2000 by IDAD Limited which is Authorised and Regulated by the Financial Conduct Authority FCA FRN 740499. All information, including prices, analytical data and opinions contained within this factsheet are believed to be correct, accurate and derived from reliable sources as at the date of the factsheet. The information within this factsheet does not take into account the specific investment objective or financial situation of any person. This material should be read and understood by the investor. If the investor is not a professional client or eligible counterparty as defined by the FCA or is considered a retail investor, they should seek suitable financial advice before investing, to ascertain the full risks and terms associated with the investment. All investments must be made via an authorised counterparty. All rights reserved. No part of this publication may be reproduced, copied or distributed without the prior permission in writing of IDAD. Investments may go up or down in value and you may lose some or all of the amount invested. Past performance is not necessarily a guide for the future. Returns from the structured products are at risk in the event of any of the institutions who provide securities for these products default on their financial obligations.

Fees of up to 0.583333% p.a. for the maximum term of the investment may be paid by the Issuer to cover marketing, distribution and advice costs. The fees have been fully accounted for in the calculation of the Product's structure. For example, this means that an investment of £10,000 will have any income/growth payments and capital protection based on the full £10,000.

Any financial adviser shall fully disclose to its clients the existence, nature and amount of all fees and commissions it receives in respect of sales of the Note. They must also confirm any such fee or commission complies with all applicable laws and regulations in all relevant jurisdictions and its receipt does not conflict with applicable regulation or any duty to act in the best interest of any person to whom the professional financial adviser owes any such duty. This sales brochure has not been prepared or reviewed by the Issuing Bank, the Issuer of the underlying securities or any of its affiliates and neither Issuing Bank nor any of its affiliates or any of its directors, officers or agents accept any responsibility or liability for the contents of this sales brochure.

For more information about this note, please contact us today.

2 Rotherbrook Court, Bedford Road,
Petersfield, Hampshire, GU32 3QG
14 Austin Friars, London, EC2N 2HE.
[+44 \(0\)1730 776757](tel:+44201730776757)
enquiries@idad.com
idad.com

IDAD Limited is Authorised and Regulated by the Financial Conduct Authority FCA FRN 740499. IDAD Africa (Pty) Ltd is an Authorised Financial Services Provider with FSP no: 50937. No part of this publication may be reproduced, copied or distributed without the prior permission in writing of IDAD. All investors should seek advice from a suitably authorised financial adviser and investment must be made via an authorised counterparty.